

Contact Us:

www.sportstek.net
 Ph: 1300 785 786
 Fax: 1300 785 788
 sales@sportstek.net



German Gas
Struts & Motors

GP Gynaecological Plinth

The GP Gynaecology Plinth features electric variable height and electric tilting seat for improved patient positioning, along with extra thick upholstery for added patient comfort. Standard accessories include breathing hole, gynaecology stirrups (not shown) and stainless steel tray, but the busy Clinician may wish to choose knee troughs for optimum positioning (as shown). User Weight Rating: 205kg/451lb.

Features:

- Gynaecology stirrups
- Stainless steel tray
- Electric variable height and tilting seat
- Gas spring assisted head and mid sections
- Double thickness upholstery
- Retractable rubber castors
- Breathing hole
- Adjustable Foot for uneven floors
- Fire retardant vinyl upholstery

Dimensions:

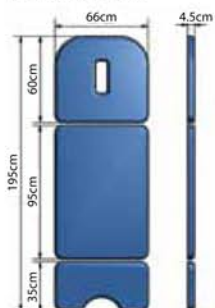
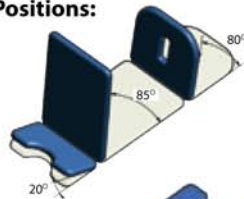
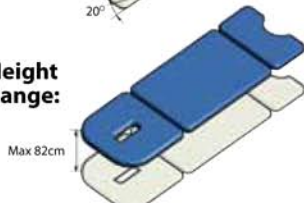


Table Positions:




Height Range:



Specifications:

Maximum Height:	82cm/32.3"
Cushion Width:	66cm/26"
Head Section Length:	60cm/23.6"
Mid Section Length:	95cm/37.4"
Leg Section Length:	35cm/13.8"
Total Length:	195cm/76.8"
Head Tilt Angle:	0°/20°
Mid Tilt Angle:	0°/85°
Leg Tilt Angle:	0°/80°
Lift Mechanism:	Electric
Breathing Hole:	1
Wheels:	4 Braked
User Weight Rating:	205kg/451lb

Upholstery Colours:



Maximum User Weight:



Optional Accessories:

METPAPERHOLD: Paper Towel Holder & Towel Roll



Supporting You.